

# Luxembourg

Total population at 1 January 2013 by EUROSTAT: 537 039

## Tuberculosis case notifications, 2013

Total number of cases	38
Notification rate per 100 000	7.1
New* & relapses	38
New* & relapses notification rate per 100 000	7
Pulmonary	32 (84.2%)
of which smear-positive	17 (53.1%)
of which laboratory confirmed	28 (87.5%)
Laboratory-confirmed TB cases	33 (86.8%)
Mean age of new native TB cases	62.5 years
Mean age of new foreign TB cases	35.7 years
Foreign origin of all TB cases	36 (94.7%)
New (not previously treated)	38 (100.0%)

\* Cases with unknown previous treatment included as new cases.

## Drug resistance surveillance & TB-HIV co-infection, 2013

Completeness of DRS data*	Yes
Completeness of HIV data**	Yes
Case-linked data reporting	Yes
Cases with DST results	32 (97.0%)
Estimated MDR N, (best-low-high)	0-0-0
Pulmonary MDR cases	0 (0.0%)
of which XDR cases	0 -
All MDR cases	0 (0.0%)
of which XDR cases	0 -
TB cases tested for HIV	36 (94.7%)
HIV-positive TB cases	1 (2.8%)
of these on antiretroviral therapy	- -

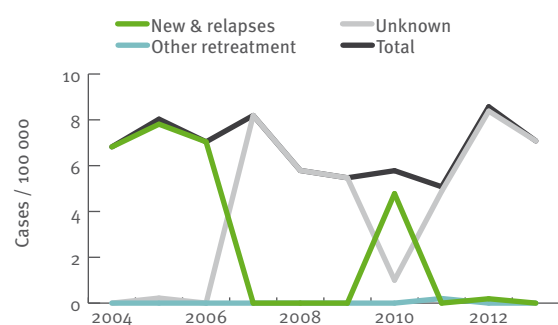
\* National coverage 100% or culturing 90%, C+/All TB cases 50%, DST done for C+ 75%, EQA 95%

\*\* More than 50% of TB cases tested for HIV.

## Treatment outcome monitoring

Data not available

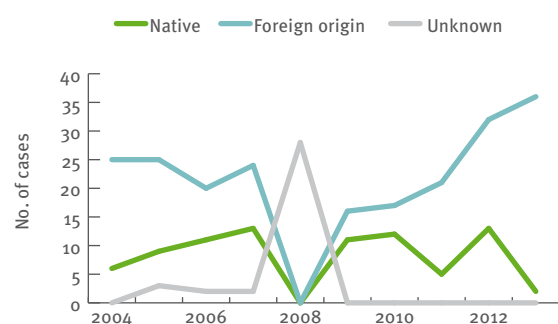
## Tuberculosis notification rates by treatment history, 2004–2013



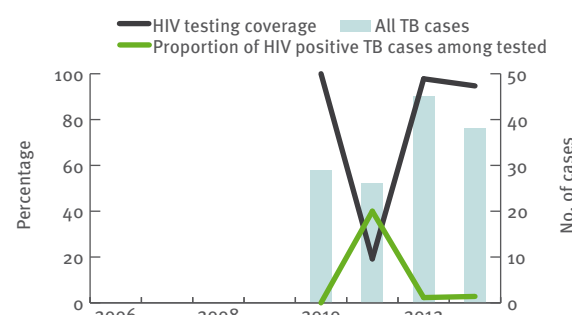
## New TB cases and relapses - notification rates by age group, 2004–2013



## Tuberculosis cases by geographical origin, 2004–2013

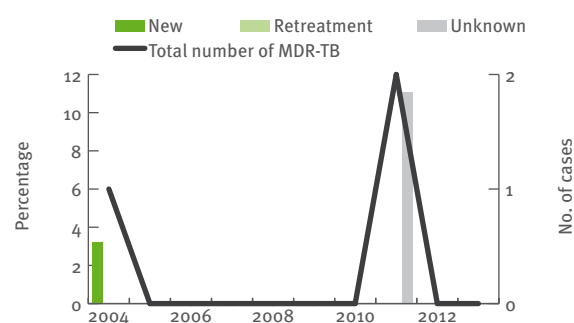


## TB-HIV co-infection, 2006–2013\*



\* No data available for 2006–2009

## MDR TB cases by previous treatment history, 2004–2013



## Treatment outcome, new pulmonary culture-positive cases, 2003–2012

Data not available